© Dr. Robert Trnoska

Manual for Bāzì disc

www.metatronos.at

The Bazi disc is a tool for the work with Bāzì Suànmìng and WǔYùnLiùQì. It consists of 2 sides: one for Heaven Stems and an opposite one for Earth Branches.

☯ The side of the **Heaven Stems (Hs)** is marked with a pentagram / five-sided star. Going from outside to inside the following features can be found:

★ In the very outer ring there are the **12 Qì – phases**:

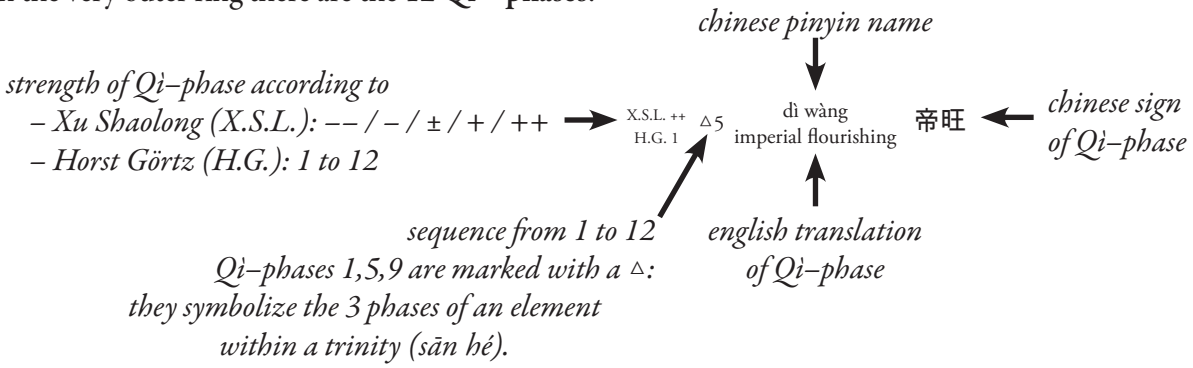

★ Further inside at the border of the 10–sided figure that surrounds the 10 gods (shí shén) there are 5 dates. Their position is analogous to the calendar opposite at the 12 Earth Branches. They describe the approximate **starting time of the 5 elements** within in the year. This is used for the arrangement of the 5 elements within in the year according to the 5 Great Movements (WǔYùnLiùQì): Wood 木, Fire 火, Earth 土, Metal 金 und Water 水.

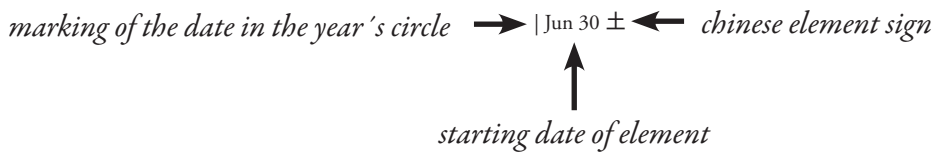

★ The next ring is already situated on the rotatable disc and deals with the **10 gods (shí shén)**. In the upper part you can choose the day master (DM). Between the shí shén you find the clockwise engendering / nourishing cycle.

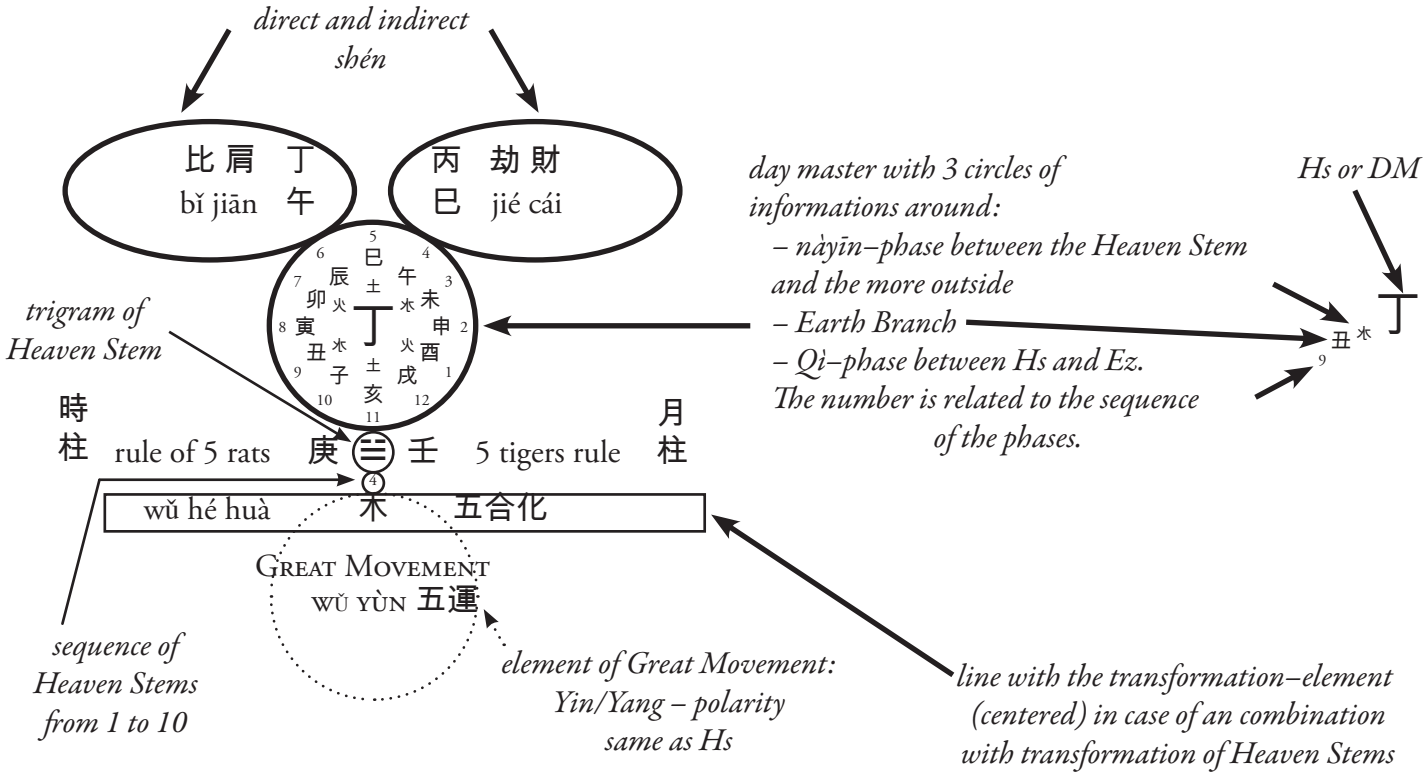

★ To the right and left beneath the Day Master there is a line for the **Calculation of the Heaven Stems of hour and month** (which get calculated in relation between their own pillar´s Eb and the Hs of the pillar to their right):

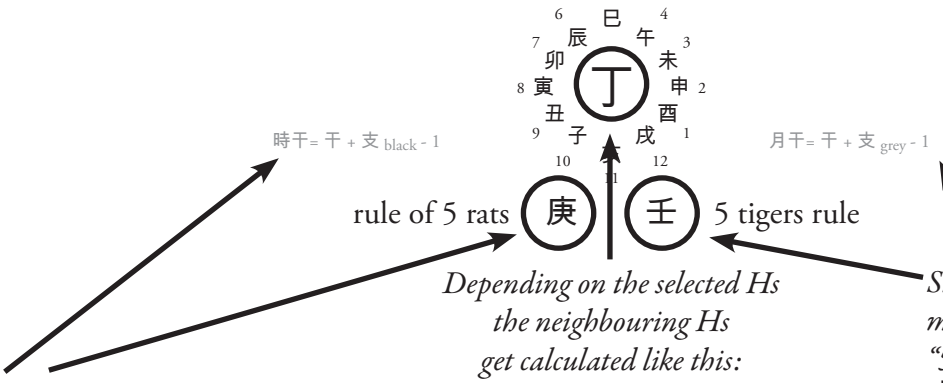

For the Hs of hour apply the "rule of 5 rats": the encircled Hs to the left will be the partner of the rat´s 子 *Eb (1st Eb of day).*
Do the following for all Eb´s after 子*:*
hour–Hs = number of encircled Hs plus number of (black) hour–Eb minus 1
e.g. for 卯 *(5⁰⁰ to 7⁰⁰): 7 (*庚*) + 4 (*卯*) - 1 = 10 = hour–Hs* 癸
[use only 1st digit of result: e.g. with 17: use 7]

Similarly as to the left handle the month–Hs: according to the "5 tigers rule" the Hs of the tiger 寅 *(1st Eb of year) is encircled:*
month–Hs = Hs plus grey(!)
month–Eb minus 1
e.g. for Eb 子 *: 9 + 11 - 1=*
9 + 10 = 19 = 9 = month–Hs 壬
[concerning correction of 19 to 9 see left]

★ At the other corners of the pentagram there are the further 4 **groups of gods (shén)**. Inside the pentagram´s edges the name of the particular group is written:



★ At the disc´s bottom part there is a window showing the **partner of the Heaven Stem – Combination**:

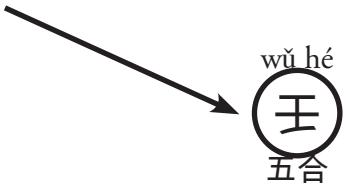

★ Additional information is provided inside the pentagram in grey letters for **calculating the year pillar** and to the right and left of the pentagram for **calculating the day pillar**:
Around the center of the disc 5 columns can be found that show the number of the years with the Earth Branch rat 子 in the 5 Hs–elements 甲, 丙, 戊, 庚 and 壬. They can also be used as intermediate steps for working out other combinations of year pillar Hs–Eb.
Furthermore there are **formulas for the year pillar**: The Hs can be get by subtracting the number 3 from the first digit (right) of the year: e.g. 2011 - 3 = -2 = 8 辛 (results below 0 are corrected by +10: -2 +10 = 8)
The Eb of the year arises as a result of dividing the number of years since 1900 by 12 and adding 1 to the *remainder* of the division (= Modulo 12): 1936 = 36 / 12 = 3,0 the remainder 0 plus 1 leads to: 1 子 rat
2011 = 111 Mod 12 +1 = 3 +1 = 4 卯 rabbit

At the pentagram´s right side a **formula for the day pillar** for years after 1901 is situated:
5,25x (年 year - 1901) + 15 + number of days since January 1st of that year. Take note that you always need to round down the result of the multiplication at the beginning of the formula: therefore result.0 !
Example for August 8th 2011:
5,25x (2011 - 1901).0 +15 + 212[August´s start] +8 = (5,25x110).0 + 15 +220 = 577 + 235 = 812
now the result 812 Modulo (= remainder of division) 10 for Hs (= 2 乙) and Modulo 12 for the Eb (= 8 未)

The **month–table** to the left of the pentagram makes it easier to calculate the day in the year you are looking for: In the example for August: +212 (213 for leap years which are generally to be recognised by their Eb 子 辰 申). That means that until *before* August 1st already 212 days in the year have passed by. Simply add the wanted day of the month.

★ To the right between the "output–" and "wealth–" corner of the pentagram is the **formula for calculation of the body strength**. The result is a percent value between 0 and 100 and gets calculated in 3 steps:

body strength = 日元:月令 % + ↗Hs☯ / Hs☯ ×30% + 25% – (QìPhaseI h+d)×2,5%

1) "日元:月令 %": the relation between Daymaster (日元) to (climate of) month–Eb (月令) gets checked. The value can be found to the right of the selected 日元 (under the field "jié cái 劫 財") or in the corners of the pentagram. It´s associated with the Eb shown next to the gods (shén):

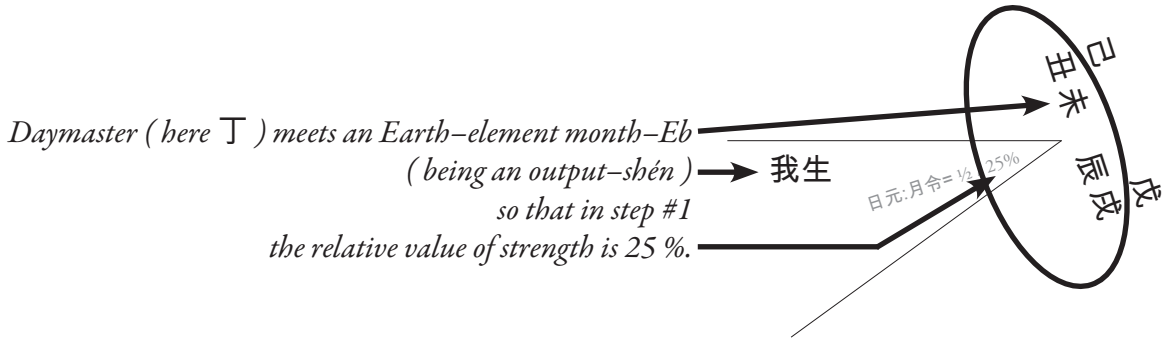

2) "↗Hs☯ / Hs☯ ×30%": Check the relation of (H)HS–Yin/Yang–pairs (↗Hs☯) strengthening the 日元 to the sum of available (H)HS–Yin/Yang–pairs (Hs☯). Then multiply the result with 30%:
e.g. 4 strengthening pairs among a sum of 6 available pairs = 4 / 6 x 30% = 20%

3) "25% – (QìPhaseI h+d)×2,5%": The remaining 20% get calculated by the sum of qì–phase I of hour– and day–pillar. The values of the qì–phases can be looked up at the strength according to Xu Shaolong (X.S.L.) at the outer ring of the Hs–side: ′++′ = 1 ′+′ = 2 ′±′ = 3 ′–′ = 4 ′––′ = 5
e.g. 25% – (1 ′++′ + 3 ′±′) x 2,5% = 25% – 4 x 2,5% = 25% – 10% = 15%

In the given example the total sum would be 25% + 20% + 15% = 60% (40 to 60% mean ′balanced′).

☯ The 2nd side of the disc is dedicated to all informations about the **Earth Branches (Eb)**:

⬡ The outer ring shows the **12 months** and **24 seasonal nodes (JIÉQÌ)** of the chinese solar calendar:

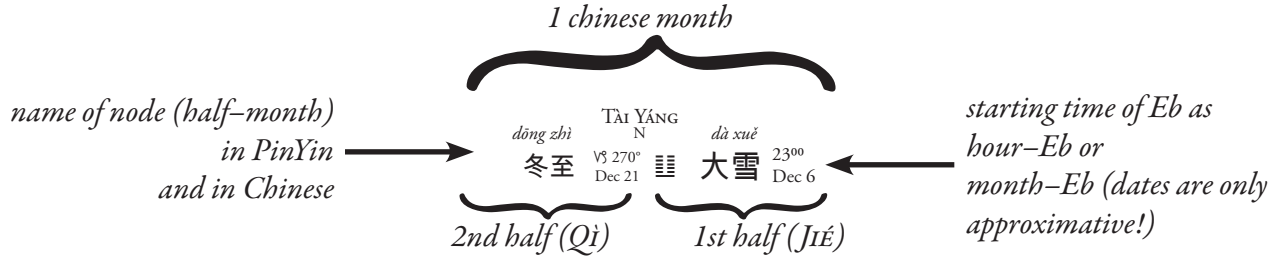

⬡ Central in the calendar field there is the according one of the **6 Qì (LIÙQÌ)**, beneath the **compass direction** for the cardinal Earth Branches and at the very bottom the **tidal hexagram** of the month:

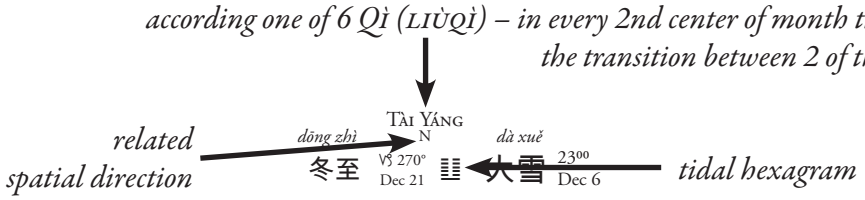

⎔ For each month the **zodiacal degrees** are shown:

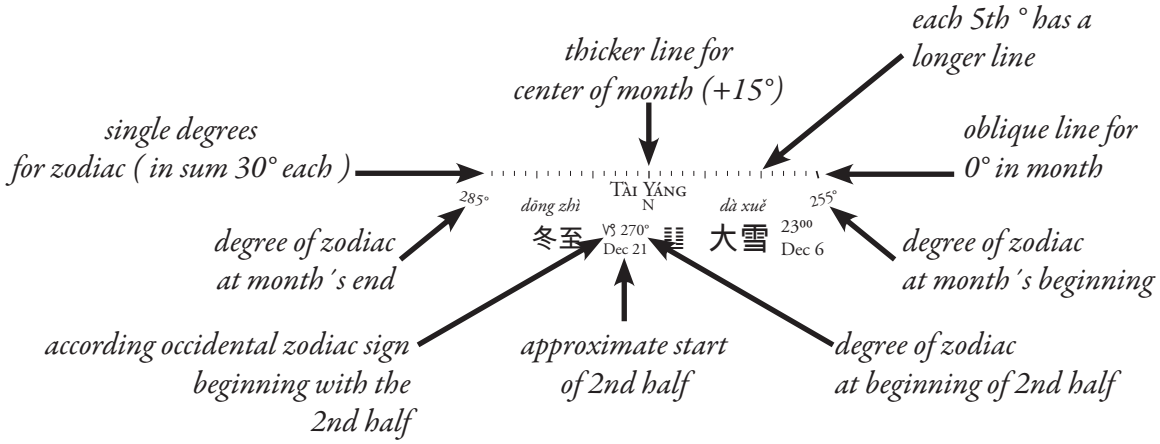

⎔ Inside the calendar the rotatable disc for the **Earth Branches** begins where the wanted Eb can be chosen at the bottom part in the main window:

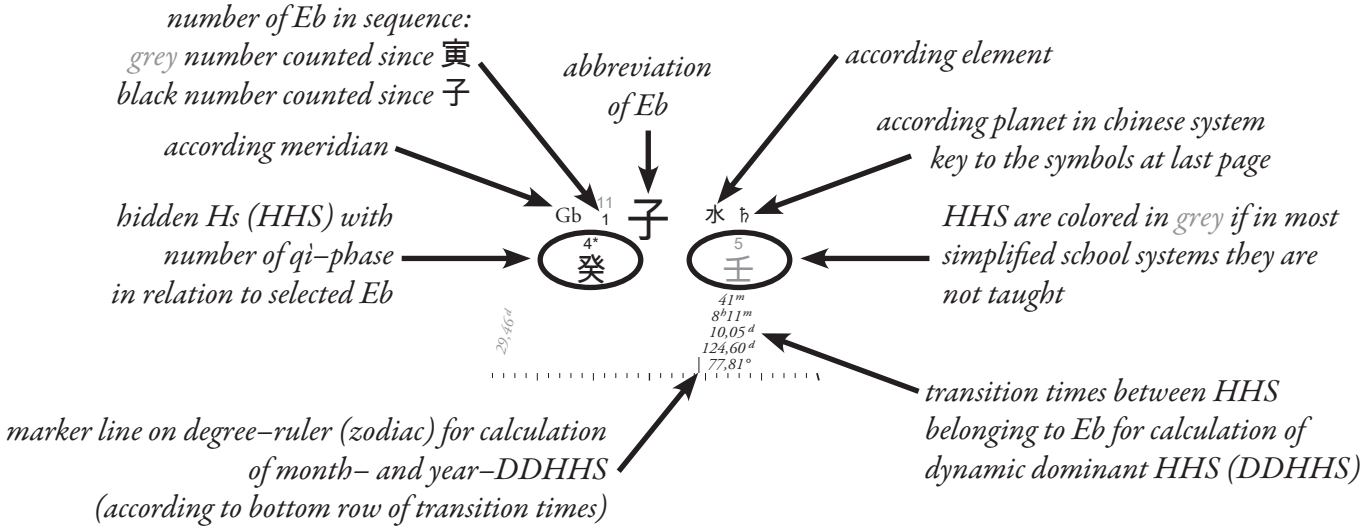

⎔ The disc allows the work with **fixated dominant hidden Heaven Stems** (**fixated DHHS**) and with **dynamic DDHS** (**DDHHS**). The latter DDHHS are given according to the system of Thomas Puetz which over the year weighs all 5 elements harmonically.

If you use fixated DHHS only then just have a look at the label "正 zhèng qì" or "innate" qì and at the marking with the asterisk*. The other hidden Hs are marked as follows: the leftover HHS is labeled with "余 yú–qì", the central HHS (the qì in tomb in earth–element–Eb) is the "中 zhōng qì" which is marked with a point '.'.

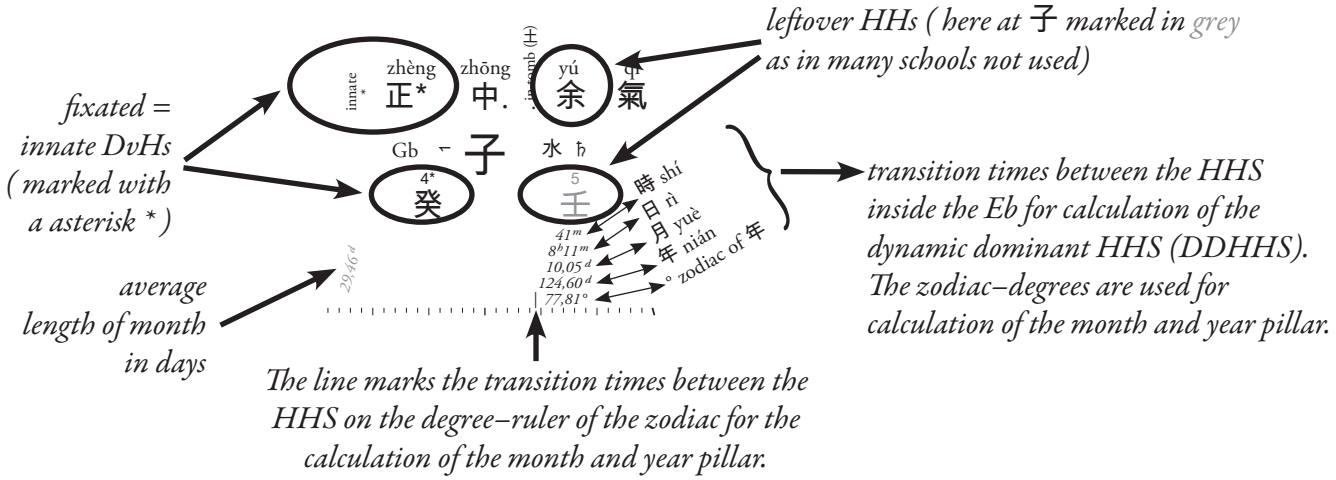

⎔ In case of an **earth element Eb** read the according **hidden Hs** as follows:

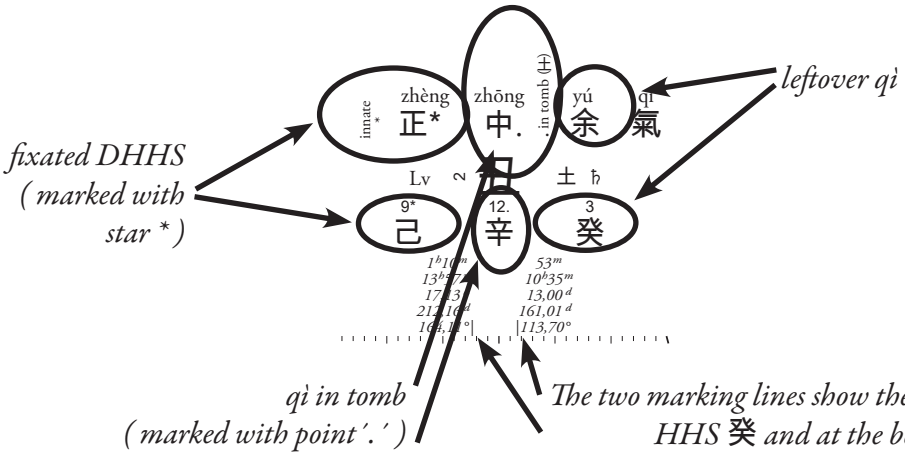

⎔ For each Eb the **interactions** are shown in further windows of the disc. Above the information–window of the Eb situated at the bottom there is a trapezoid–shaped window indicating 3 interactions one underneath the other:

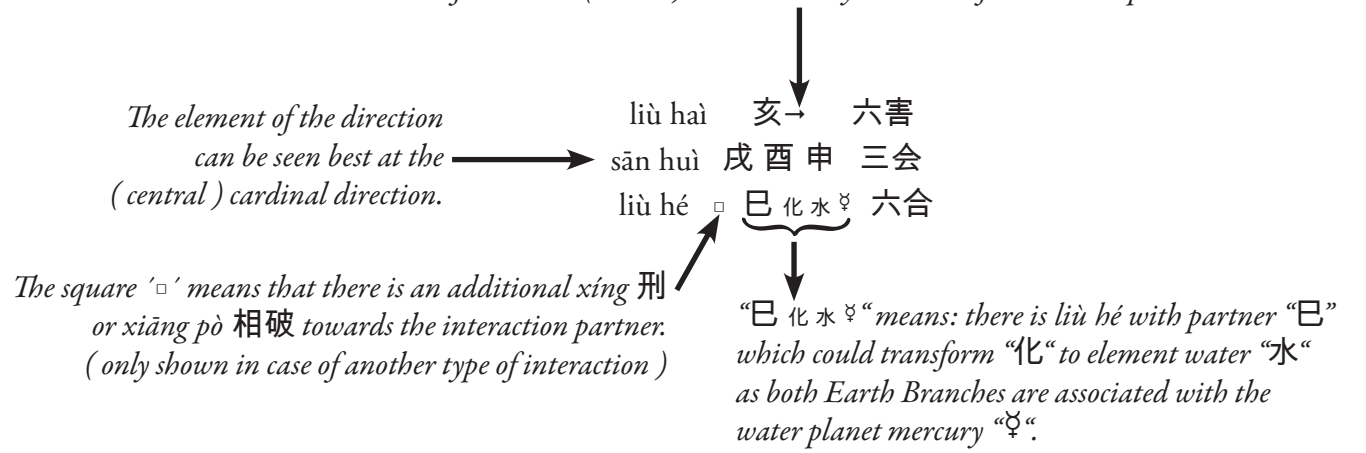

⎔ As an exception in interaction "**liù hé**" there is a 2nd element for optional transformation shown at the Eb 午 and 未. The more usual fire (火 ☉) is written in bigger character than the alternative earth (土 ☽):

未 化 ☉火/☽土

⎔ Around the central line of the disc at both sides of the center the interactions "**xiāng pò 相破**" and "**xíng 刑**" are situated – each drawn in a square which represents also the symbol ('□') in case of other interactions present at the same time. The square was chosen as a marker because both mentioned interactions are grouped in a 90° angle to the selected Eb inside the circle of the 12 Eb.
"Xiāng pò 相破" can be found more to the inner side and "xíng 刑" outside. The latter one features the following specialities:

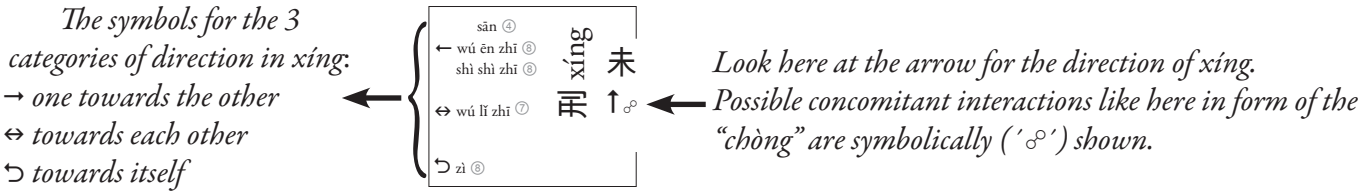

⎔ In the most upper part of the rotatable disc an ellipse is situated containing a window for the interaction "**liù chòng 六 沖**". In case this interaction happens parallely with another one it will be marked in the window with the symbol '♂' (for opposition) – compare above at the interactions "xiāng pò 相破" and "xíng 刑".



⎔ In the upper lateral side there are triangles with windows for the partners of "**sān hé 三合**". In order to read the element to which the trinity "sān hé 三合" might transform have a look at either the main element of the cardinal direction Eb or the central HHS ("Qì in tomb") of the partners.

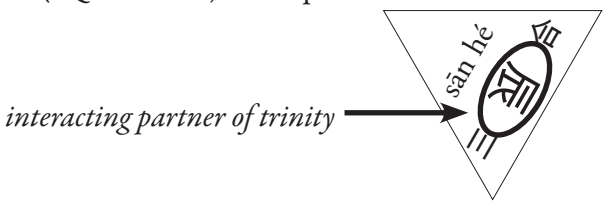

⎔ The **sequence of priority** of each **Eb–interaction** is written into the encircled grey numbers next to their names: from 1 (highest ranking for cardinal chòng) to 11 (lowest for xiāng pò 相破). Pay attention to the fact in case of "chòng 沖" that 2 priorities are differentiated: cardinal ones (子 with 午 or 酉 with 卯 ; to be read above) and the remaining non–cardinal ones (to be read to the right). Different from the complete trinity (sān hé 三合) there is a priority for half trinity (半合 bàn hé) to be found right and beneath of the upper right triangle. Also in case of "xíng 刑" the according differences are listed in the left square.

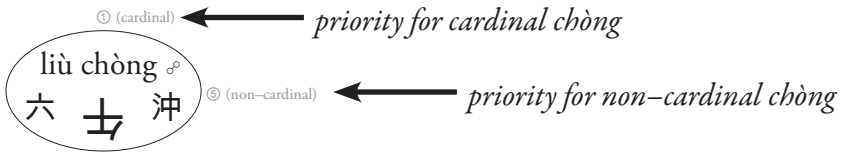

⎔ Right above the centre of the disc there is a table with all **60 Hs–Eb–combinations**. For easier reading it is sorted by columns of 10 Hs each (each column contains one sequence of Hs; each line contains exactly 1 Hs). For easier counting of the **marching years** (**xíng nián 行年**) use the grey **counting–helper** right to left for the backward flowing years in women, to the right forward flowing for men.

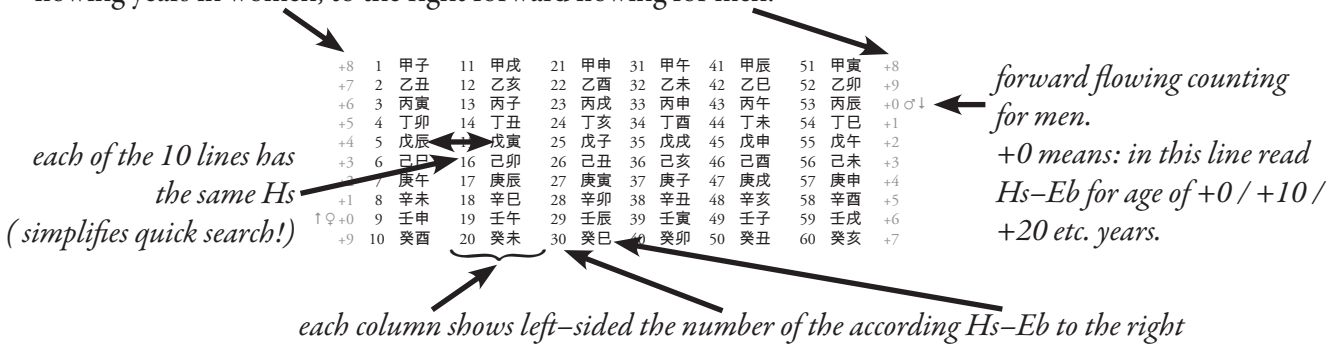

⎔ Directly under the table there is a memory help with keys for **determination** of the **extra–pillars xiǎo yùn 小运, dà yùn 大运** and **xíng nián 行年**. The key words are read like this:
The xiǎo yùn is calculated based on the time–pillar (時柱), the direction runs for– or backwards (⇆) according to the Yin/Yang – relation (年柱:♂) of year–pillar (年柱) to the gender (♂); the starting time is birth time.
Similarly work with dà yùn 大运 based on the month–pillar (月柱).
For the marching years (xíng nián 行年) look up the Hs–Eb–combination of the year–pillar (年柱) in one of the columns of 10Hs (= decade) in the upper table. Now in this decade count forwards for men from the 3rd position (♂3→), backwards for women from the 9th position (♀←9). The starting time begins with birth time until the next onset of the solar year (*lì chūn*), the following years keep in step with the flowing years (liú nián 流年) each time with starting point *lì chūn*.

⬡ According to the system for calculating the climate (**WǔYùnLiùQì**) in the upper part of the disc there is a long–drawn–out six–sided figure showing the energy of "**Guest Heaven**" and "**Guest Earth**" for the selected Eb:



⬡ To better imagine the energies of "**Guest Heaven**" and "**Guest Earth**" in their **timely order** the sequence of the guest energies during the year is drawn seperately. Following the example above with "Guest Heaven Shǎo Yīn" and "Guest Earth Yáng Míng" the divisions of the year look like this:

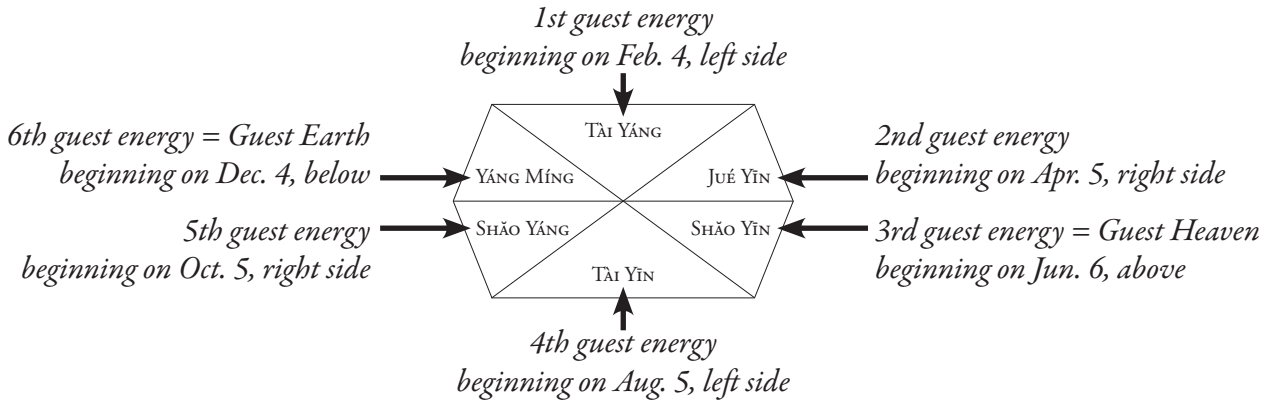

Tips & Tricks:

☯ Concerning the **degrees** of the **zodiac**: Classically the chinese date in Heaven Stem – Earth Branch format is looked up with the help of a chinese "10000 years calendar". Upon choosing the month pillar one regularly comes to the point of deciding to which Earth Branch a given date belongs to – especially in case it is close to one of the transition times. Around Februar 4 this decision affects the year pillar as well. Also for defining the associated JiéQì a decision guidance might sometimes be necessary.

One form of guidance for a given date (after time correction to get Local Apparent Time (LAT)) is to transform it into the position in zodiac. For this conversion one can choose among several computer programs that are available even for free on the internet or as an app(lication) for smartphone.

For example consider the following critical date: February 4 1961 00:20 LAT

When calculating the degree of the sun (☉) in the zodiac for the upper point in time the result is: 14° 55′ ♒ Aquarius

Looking at the calendar of the Bazi disc (outer ring of the Eb side) one finds the beginning of Aquarius time (♒) at 300° in month = Eb chǒu 丑. Adding the degrees together results in the point of 314° 55′ on the zodiac. Comparing this value with the transition–degrees on the calendar shows "*lì chūn*" only after 315°: thus February 4 1961 00:20 is still part of JiéQì "*dà hán*" in month 己丑 in the year 庚子 (therefore a not too small difference in comparison to month 庚寅 in the year 辛丑 which began at 01:23 MEZ)!

In summary it can be said that the zodiacal degrees represent an as simple as elegant alternative to the finding or controlling of up to 2 pillars – after all one wants to interpret the correct 8 signs... ☺

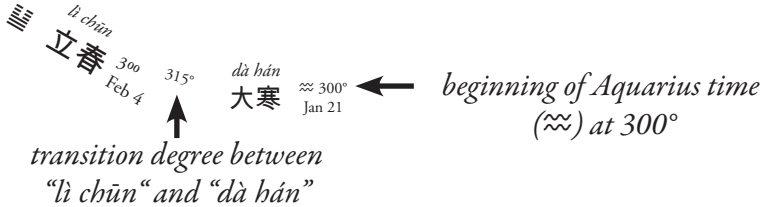

☯ About the background of the **two–coloured numbering of the sequence of Earth Branches**: Generally the counting of Earth Branches starts at the rat 子 with number 1; that´s according to the beginning of the chinese day at 23^{00} with 子. This slightly more common way of counting is written in **black numbers** next to the Eb. It´s used also for some formulas like the calculation of the void Earth Branches for a given pillar with a Hs and Eb. The according formula can be found on the Eb–side of the disc on the lower right border of the rotatable part: e.g. for the pillar 甲子: 甲 = 1, 子 = 1 the void Branches are then Eb – Hs (–1) [支-干 (-1)], that´s 1 – 1 = 0 = 12 [Numbers below 1 are Eb before 子 and get corrected by +12 in the formula]; the 2nd void Branch is 12 – 1 = 11 the result for 甲子 will be the void Eb 亥 (12) and 戌 (11).

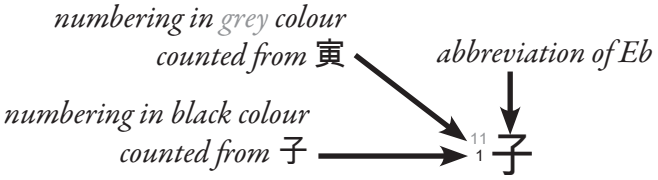

The grey **numbering** is used for counting beginning with Eb 寅 tiger that the chinese year begins with. It´s cited here for simplicity reasons as – although it´s simply to deduce from the upper (black) counting with 子 – the conversion is likely to be puzzling because numbers below 1 need to be corrected according to the 12based numbering system (e.g. –1 becomes 11). This way of counting is for example used for the 5 tigers rule for derivation of the month–Hs with a given year–Hs and a month–Eb (compare page 2 above).
Alternatively calculate the "grey" numbering based on the Eb 寅 like this from the difference between the questioned Eb to the Eb 寅 (3); e.g for Eb 子 (1): 1 (子) – 3 (寅) = 1 – 3 = –2 = –2 + 12 = 10 Ez 子 [(1 – 3) gets corrected by +12 as in the year 子 follows 寅]

☯ To determine the **ascendent for** the **equator** (differing latitudes need a correction): Set the Eb–main–window centrally on the wanted degree of the zodiac and read the degree of the equatorial ascendent with the help of the 24h–clock.

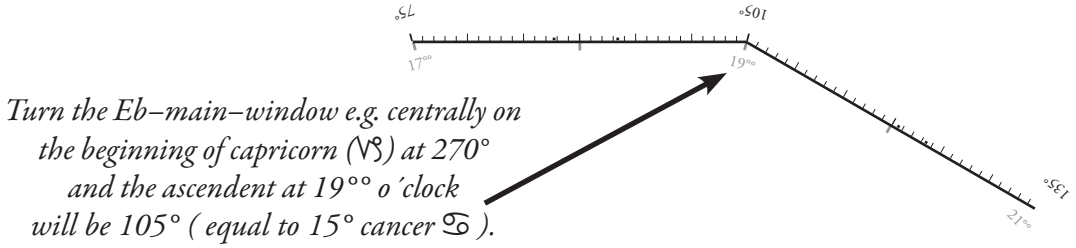

☯ Key to the planet–symbols:

- ☽ Moon
- ☉ Sun
- ☿ Mercury
- ♀ Venus
- ♂ Mars
- ♃ Jupiter
- ♄ Saturn