Manual
for
Meridian fan

The "meridian fan" is a transparent fan containing all 12 acupuncture – meridians. It eases the work with the ***Acupuncture 1–2–3*** system as presented by Dr. Richard Tan:

Step 1: Identify the affected meridian
e.g. the Lung – meridian:

element of point
the remaining 6th entry is always the Luo–point for Yin–meridians; for Yang–meridians it´s the source point (Yuan)

element of meridian
in english / chinese

meridian – point for each single yao (bar) of the Hexagram (see right)

symbols before point – numbers mean:
+ Tonifying point
– Sedating point
· Root point Ben

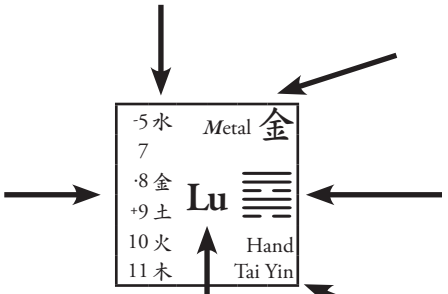

I Ging – Hexagram of meridian

associated meridian–axis

token of meridian

Step 2: Overlap the affected meridians
e.g. the Lung – with the Large Intestine – meridian:

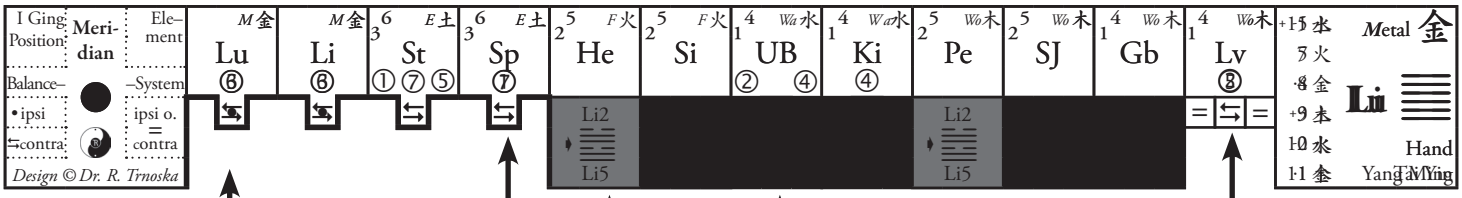

At the remaining transparent windows there are possible balancing meridians that treat both source – meridians in this example together.

e.g. here: Lu, Li, St, Sp, Lv

At the appearing grey or black windows there is no possible balance.

Here you can see the side of the body to be treated:

= both sides possible
⥋ opposite side
• same meridian (System #6)

the number in the circle shows the applied balance–system.

This fan uses also System #7 which is not (yet?) used by Dr. Tan (on some fans shown as ☯).

Step 3: Choose the points to be needled.
In advanced techniques the column of the Hexagram – Yaos associated with the points can help.

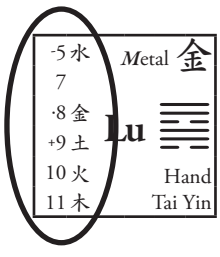

At the very left side of the meridian fan there is a **legend** explaining each field **of the balancing meridian**:

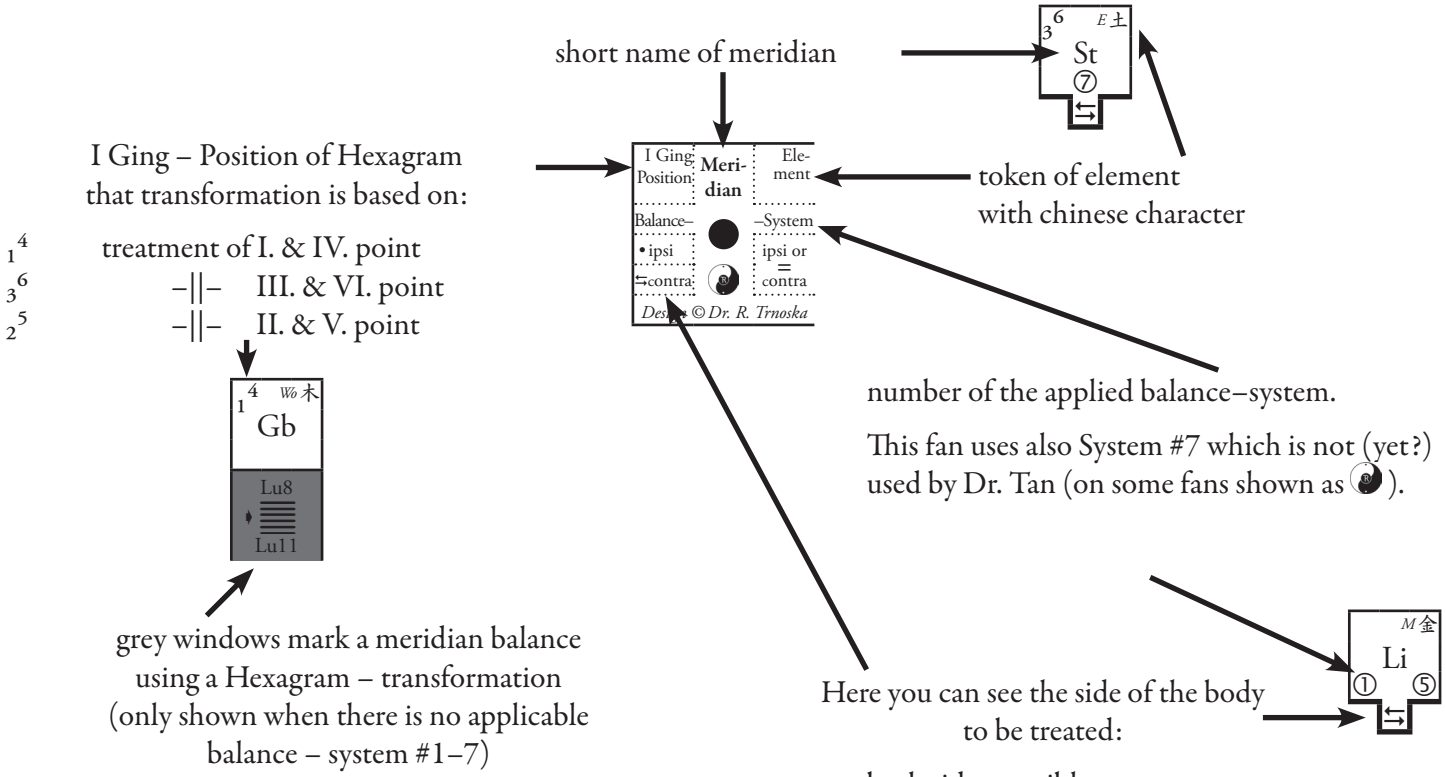

Shown are the points of the source – meridian (step 1 in Acupuncture 1–2–3) to be needled in order to transform to the Hexagram of the destination meridian (drawn in the middle; step 2).

Also with advanced techniques of Dr. Tan like with **Global – Balance** the fan is of good use:

☯ For step 2 – that means choosing the meridian partner – the transparent window helps by visualizing all possible balance partners.

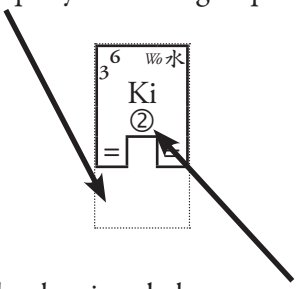

☯ Furthermore the resulting strength of the Static Balance ("truss") can be evaluated by the given balance systems.

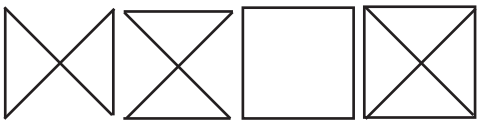

☯ For step 3 – that means choosing the meridian points – there are I Ging – positions as well as the drawing of the meridian – Hexagram helping with transformating.

